

Cookies on Find an energy certificate

We use some essential cookies to make this service work.

We'd also like to use analytics cookies so we can understand how you use the service and make improvements.

Accept analytics cookies

Reject analytics cookies




[View cookies](#)

Energy performance certificate (EPC)

Certificate contents

- Rules on letting this property
- Energy performance rating for this property
- Breakdown of property's energy performance
- Environmental impact of this property
- Improve this property's energy performance
- Estimated energy use and potential savings
- Contacting the assessor and accreditation scheme
- Other certificates for this property

Share this certificate

-  Email
-  Copy link to clipboard
-  Print

Flat 35 Lunaria House 10 Elis Way LONDON E20 1AL		Energy rating B
Valid until 22 February 2032	Certificate number 0061-2378-1020-2002-1935	

Property type

Mid-floor flat

Total floor area

69 square metres

Rules on letting this property

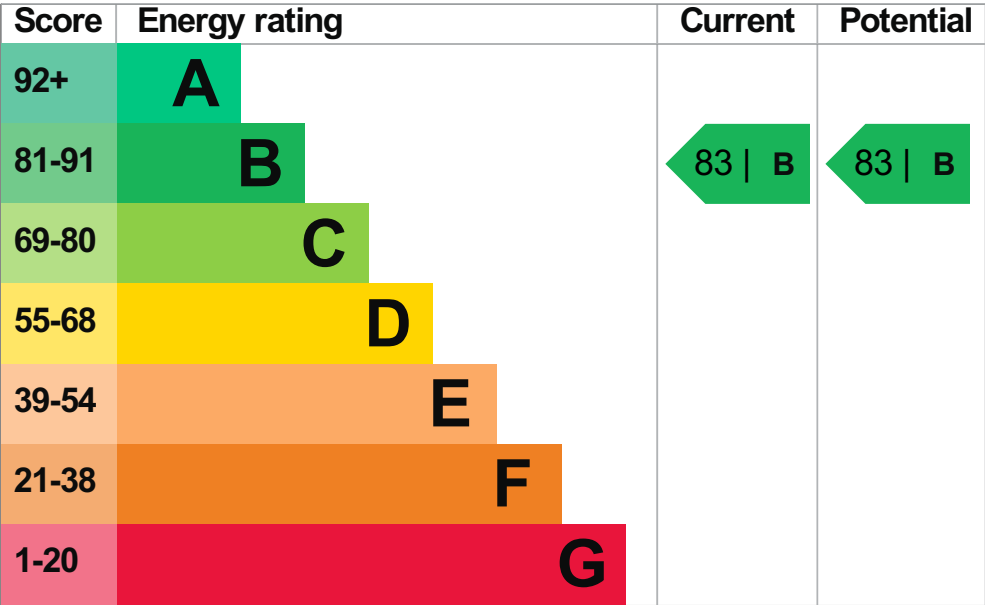
Properties can be let if they have an energy rating from A to E.

You can read [guidance for landlords on the regulations and exemptions](#).

Energy efficiency rating for this property

This property’s current energy rating is B. It has the potential to be B.

[See how to improve this property’s energy performance](#).



The graph shows this property’s current and potential energy efficiency.

Properties are given a rating from A (most efficient) to G (least efficient).

Properties are also given a score. The higher the number the lower your fuel bills are likely to be.

For properties in England and Wales:

- the average energy rating is D
- the average energy score is 60

Breakdown of property’s energy performance

This section shows the energy performance for features of this property. The assessment does not consider the condition of a feature and how well it is working.

Each feature is assessed as one of the following:

- very good (most efficient)
- good
- average
- poor
- very poor (least efficient)

When the description says **assumed**, it means that the feature could not be inspected and an assumption has been made based on the property's age and type.

Feature	Description	Rating
Wall	System built, as built, insulated (assumed)	Good
Window	Fully double glazed	Good
Main heating	Community scheme	Very good
Main heating control	Charging system linked to use of community heating, programmer and TRVs	Good
Hot water	Community scheme	Very good
Lighting	Low energy lighting in all fixed outlets	Very good
Roof	(another dwelling above)	N/A
Floor	(another dwelling below)	N/A
Secondary heating	None	N/A

Low and zero carbon energy sources

Low and zero carbon energy sources release very little or no CO2. Installing these sources may help reduce energy bills as well as cutting carbon emissions. The following low or zero carbon energy sources are installed in this property:

- Community combined heat and power

Primary energy use

The primary energy use for this property per year is 96 kilowatt hours per square metre (kWh/m2).

► [What is primary energy use?](#)

Environmental impact of this property

This property's current environmental impact rating is B. It has the potential to be B.

Properties are rated in a scale from A to G based on how much carbon dioxide (CO2) they produce.

Properties with an A rating produce less CO2 than G rated properties.

An average household produces

6 tonnes of CO2

This property produces

1.2 tonnes of CO2

This property's potential production

1.2 tonnes of CO2


By making the [recommended changes](#), you could reduce this property's CO2 emissions by 0.0 tonnes per year. This will help to protect the environment.

Environmental impact ratings are based on assumptions about average occupancy and energy use. They may not reflect how energy is consumed by the people living at the property.

Improve this property's energy performance

The assessor did not make any recommendations for this property.

[Simple Energy Advice](#) has guidance on improving a property's energy use.



Paying for energy improvements

You might be able to get a grant from the [Boiler Upgrade Scheme](#). This will help you buy a more efficient, low carbon heating system for this property.

[Find energy grants and ways to save energy in your home](#).

Estimated energy use and potential savings

Estimated yearly energy cost for this property

£261

Potential saving

£0

The estimated cost shows how much the average household would spend in this property for heating, lighting and hot water. It is not based on how energy is used by the people living at the property.

The potential saving shows how much money you could save if you [complete each recommended step in order](#).

For advice on how to reduce your energy bills visit [Simple Energy Advice](#).

Heating use in this property

Heating a property usually makes up the majority of energy costs.

Estimated energy used to heat this property

Type of heating	Estimated energy used
Space heating	837 kWh per year
Water heating	2090 kWh per year

Potential energy savings by installing insulation

The assessor did not find any opportunities to save energy by installing insulation in this property.

Contacting the assessor and accreditation scheme

This EPC was created by a qualified energy assessor.

If you are unhappy about your property's energy assessment or certificate, you can complain to the assessor directly.

If you are still unhappy after contacting the assessor, you should contact the assessor's accreditation scheme.

Accreditation schemes are appointed by the government to ensure that assessors are qualified to carry out EPC assessments.

Assessor contact details

Assessor's name

Carl Cappuccini

Telephone

01892891280

Email

carl.cappuccini@stroma.com

Accreditation scheme contact details

Accreditation scheme

Stroma Certification Ltd

Assessor ID

STRO030539

Telephone

0330 124 9660

Email

certification@stroma.com

Assessment details

Assessor's declaration

No related party

Date of assessment

8 February 2022

Date of certificate

23 February 2022

Type of assessment

► [RdSAP](#)

Other certificates for this property

If you are aware of previous certificates for this property and they are not listed here, please contact us at dluhc.digital-services@levellingup.gov.uk or call our helpdesk on 020 3829 0748 (Monday to Friday, 9am to 5pm).

Certificate number

[8906-2179-8639-9126-1523](#)

Expired on

22 May 2022

[Accessibility statement](#) [Cookies on our service](#) [Feedback](#) [Service performance](#)

OGL All content is available under the [Open Government Licence v3.0](#), except where otherwise stated



© Crown copyright